

2018 Vermont State Meet

Meet Results

Mar 17-18, 2018

Page: 1
Printed: 3/18/2018 10:32:07 PM

Women / 4 / All Ages

Session: 6

Judge's Signatures





Rank	Num	Name	Gym					AA
1	445	Anna Kinney	RGA	9.450 2	9.800 2	9.625 5	9.700 1	38.575 1
2	444	Camrynn Slingerland	RGA	9.550 1	9.825 1	9.650 4T	9.475 3T	38.500 2
3	440	Quinn Hemmett	RGA	9.350 5	9.650 3	9.750 2	9.475 3T	38.225 3
4	421	Lydia Ruggles	KGA	9.200 6	9.175 11	9.450 11T	9.650 2	37.475 4
5	442	Juliette Wilkens	RGA	9.175 7	9.575 4	9.500 9	9.175 8	37.425 5
6T	450	Madeleine Frost	SGI	8.825 13T	9.325 7	9.800 1	9.125 10	37.075 6T
6T	443	Ava Santenello	RGA	9.425 3	9.050 14T	9.525 8T	9.075 12T	37.075 6T
7	438	Sabena Dymond	RGA	8.825 13T	9.400 6T	9.600 6T	9.200 7T	37.025 7
8	446	Kate Peake	RGA	8.925 11	9.250 9T	9.525 8T	9.150 9T	36.850 8
9	411	Elise Knoth	CVG	8.975 10	9.150 12	9.475 10	9.200 7T	36.800 9
10	406	Isabella St. Louis	CVG	8.625 18	9.200 10T	9.400 12	9.350 4	36.575 10
11	435	Madeline Rice	RGA	8.750 15	9.250 9T	9.300 13T	9.225 6	36.525 11
12	448	Flora Esteban-Hollister	SGI	8.425 25	9.450 5	9.300 13T	9.250 5	36.425 12
13	436	Riley Hammond	RGA	8.700 17	9.200 10T	9.450 11T	9.025 13	36.375 13
14	420	Bailey Qualter	KGA	9.100 9	8.875 19	9.300 13T	9.075 12T	36.350 14
15	407	Gabby Sneddon	CVG	8.800 14	9.025 15T	9.550 7T	8.925 15T	36.300 15
16	437	Gemma Davis	RGA	8.900 12T	9.250 9T	9.100 17T	8.725 20	35.975 16
17T	441	Leah Frisbie	RGA	9.400 4	8.950 17	8.700 24	8.850 17T	35.900 17T
17T	427	Allie Curtis	NLG	9.150 8	9.000 16T	8.550 25T	9.200 7T	35.900 17T
18	403	Daniela Bermudez	CVG	8.400 26T	9.400 6T	9.050 18	8.975 14	35.825 18
19	412	Savannah Fulton	CVT	8.200 32T	9.300 8	9.200 15	8.925 15T	35.625 19
20	451	Solena Rovetto	SGI	8.275 30	9.100 13	9.650 4T	8.550 25	35.575 20
21	408	Avry O'Brien	CVG	8.525 21	9.025 15T	9.100 17T	8.850 17T	35.500 21
22	414	Janelle Hoskins	CVT	8.600 19	8.775 21	9.250 14	8.800 18T	35.425 22

2018 Vermont State Meet

Meet Results

Mar 17-18, 2018

Page: 2
 Printed: 3/18/2018 10:32:07 PM
 Women / 4 / All Ages
 Session: 6

Rank	Num	Name	Gym					AA
23	409	Ella Dykeman	CVG	8.200 32T	9.000 16T	8.850 22T	9.100 11	35.150 23
24	404	Hayley Falls	CVG	8.725 16	7.700 31T	9.550 7T	9.150 9T	35.125 24
25	416	Warner Babic	CVT	8.475 23T	8.600 22T	9.600 6T	8.400 28	35.075 25
26	432	Skylar Nigriny	NLG	8.225 31	9.050 14T	9.150 16T	8.575 24T	35.000 26
27	439	Isabel Brown	RGA	8.350 28T	8.850 20T	9.100 17T	8.675 21T	34.975 27
28	452	Serena Gahagan	SGI	8.900 12T	8.450 25T	9.000 19T	8.600 23T	34.950 28
29	419	Kaya Nkwen-tamo	KGA	8.500 22	8.525 24	9.000 19T	8.750 19	34.775 29
30T	424	Geneva Durgin	NLG	8.350 28T	8.600 22T	8.950 20	8.600 23T	34.500 30T
30T	423	Paige Trombly	NLG	8.475 23T	8.450 25T	8.900 21	8.675 21T	34.500 30T
31	417	Julia Biedermann	CVT	8.400 26T	8.925 18	9.675 3	7.450 31	34.450 31
32	422	Natiley Willis	KGA	8.300 29T	8.600 22T	8.850 22T	8.575 24T	34.325 32
33	425	Alicia Sanyal	NLG	8.450 24	7.950 29	8.550 25T	9.150 9T	34.100 33
34	415	Ellisa Winchell	CVT	8.100 34	8.000 28	9.000 19T	8.625 22	33.725 34
35	431	Jade Nigriny	NLG	8.550 20	8.375 26	8.200 27	8.500 26	33.625 35
36	429	Bella Hunt	NLG	8.300 29T	8.850 20T	7.950 28	8.150 29	33.250 36
37	410	Caroline Krahl	CVG	7.700 36	8.200 27	9.150 16T	8.000 30T	33.050 37
38	401	Sylvia Moshovetis	BBG	8.125 33	7.800 30	8.800 23T	8.000 30T	32.725 38
39	413	Ariyana Little	CVT	7.600 37	7.450 33	8.800 23T	8.800 18T	32.650 39
40	434	Avery Kantor	NLG	8.300 29T	7.700 31T	7.650 29	8.875 16	32.525 40
41	428	Rachel Gifford	NLG	7.900 35	7.650 32	8.400 26	8.425 27	32.375 41
42	426	Lily Butler	NLG	8.375 27	8.550 23	7.600 30	7.275 32	31.800 42