

2018 Vermont State Meet

Meet Results

Mar 17-18, 2018

Page: 1
Printed: 3/18/2018 10:28:22 PM

Women / 3 / All Ages

Session: 5

Judge's Signatures

Rank	Num	Name	Gym					AA
1	378	Pax Larkin	RGA	9.800 1	9.550 5	9.325 11T	9.600 2	38.275 1
2	343	Kelsey Fillion	GEM	9.475 10T	9.300 13T	9.700 2	9.700 1	38.175 2
3	356	Elizabeth Guyette	GMG	9.675 3	9.350 11T	9.675 3	9.225 14T	37.925 3
4	321	Jayla Eugair	CBR	9.450 11T	9.525 6	9.425 7	9.450 6T	37.850 4
5	377	Lauren Roper	RGA	9.725 2T	9.625 3	9.100 20T	9.350 9T	37.800 5
6	383	Ava Trono	RGA	9.500 9T	9.750 1	9.225 15T	9.275 12	37.750 6
7	362	Aubrielle Gibson	KGA	9.450 11T	9.450 8T	9.300 12T	9.475 5T	37.675 7
8	353	Erin Healy	GMG	9.550 7T	8.900 23T	9.725 1	9.475 5T	37.650 8
9T	325	Kathryn Nystrom	CVG	9.625 4	9.400 9	9.100 20T	9.450 6T	37.575 9T
9T	359	Cadence Haggerty	GMG	9.550 7T	9.350 11T	9.375 9T	9.300 11T	37.575 9T
10T	337	Abigail Robbins	CVT	9.550 7T	9.050 21T	9.450 6T	9.500 4T	37.550 10T
10T	348	Addison Olney	GMG	9.500 9T	9.225 15T	9.525 4T	9.300 11T	37.550 10T
11T	328	Lillian McLean	CVG	9.425 12T	9.650 2	9.350 10T	8.975 23T	37.400 11T
11T	376	Mia Santaniello	RGA	9.400 13T	9.600 4T	9.275 13	9.125 18T	37.400 11T
11T	355	Sally Wahl	GMG	9.550 7T	9.175 17T	9.325 11T	9.350 9T	37.400 11T
11T	349	Lily Swan	GMG	9.500 9T	9.200 16T	9.200 16T	9.500 4T	37.400 11T
12	375	Alivia Thomas	RGA	9.525 8T	9.250 14	9.250 14	9.350 9T	37.375 12
13	352	Ellie Subin-Billingsley	GMG	9.350 14T	9.200 16T	9.300 12T	9.425 7	37.275 13
14T	361	Eliska Siebenbrunner	KGA	9.575 6T	9.125 19T	9.350 10T	9.100 19T	37.150 14T
14T	357	Nica Thomas	GMG	9.425 12T	9.200 16T	9.525 4T	9.000 22T	37.150 14T
15	380	Cassidy Roth	RGA	9.400 13T	9.600 4T	9.050 22T	9.025 21T	37.075 15
16	358	Kasey Haggerty	GMG	9.350 14T	9.125 19T	9.450 6T	9.125 18T	37.050 16
17T	381	Maleah Lunan	RGA	9.500 9T	9.500 7	8.825 29	9.100 19T	36.925 17T
17T	323	Addie Davidson	CVG	9.475 10T	9.100 20T	9.350 10T	9.000 22T	36.925 17T

2018 Vermont State Meet

Meet Results

Mar 17-18, 2018

Page: 2
 Printed: 3/18/2018 10:28:22 PM
 Women / 3 / All Ages
 Session: 5

Rank	Num	Name	Gym					AA
18T	372	Sydney Schoenbeck	NLG	9.600 5T	9.300 13T	8.975 25T	9.000 22T	36.875 18T
18T	319	Mia Harrington	CBR	9.450 11T	9.225 15T	9.225 15T	8.975 23T	36.875 18T
19	384	Leah Fortin	RGA	9.525 8T	9.100 20T	8.975 25T	9.225 14T	36.825 19
20	382	Addison Sullivan	RGA	9.250 18T	9.325 12	9.300 12T	8.775 29	36.650 20
21	354	Audrey Warren	GMG	9.475 10T	8.750 27T	9.400 8	8.950 24T	36.575 21
22	316	Caitlyn Giffin	CBR	9.575 6T	8.700 29	9.125 19T	9.050 20T	36.450 22
23	365	Josie Chitambar	KGA	9.725 2T	9.050 21T	9.025 23	8.625 33T	36.425 23
24	393	Evelyn Molina	SGI	9.350 14T	8.750 27T	9.050 22T	9.250 13	36.400 24
25T	336	Eliana Kalichstein	CVT	9.350 14T	8.450 35T	9.375 9T	9.200 15T	36.375 25T
25T	345	Alexis Bedard	GEM	9.275 17	9.200 16T	8.800 30T	9.100 19T	36.375 25T
26	351	Emma Edenfield	GMG	9.450 11T	8.550 32T	9.475 5	8.875 26T	36.350 26
27	318	Eliza Dopkins	CBR	9.300 16T	9.375 10	8.775 31	8.750 30T	36.200 27
28T	315	Ciana Grasso	BBG	9.500 9T	8.350 39T	9.100 20T	9.225 14T	36.175 28T
28T	369	Madisen Bavos	NLG	9.225 19T	8.250 41T	9.300 12T	9.400 8	36.175 28T
29	364	Lydia Hall	KGA	9.575 6T	8.900 23T	8.650 34T	9.000 22T	36.125 29
30	360	Aurora Achilles	KGA	9.125 23	9.100 20T	9.125 19T	8.750 30T	36.100 30
31	370	Payson Fowler-Thorsen	NLG	9.475 10T	7.950 46	8.950 26T	9.575 3	35.950 31
32	327	Sydney Vetere	CVG	9.175 21T	9.175 17T	8.600 36T	8.975 23T	35.925 32
33	301	Alexa Montgomery	BBG	9.425 12T	8.450 35T	9.200 16T	8.800 28	35.875 33
34	347	Cerys Gascoyne	GEM	9.350 14T	9.150 18	8.250 44T	9.100 19T	35.850 34
35	324	Ellie Mercer	CVG	9.450 11T	8.850 24	9.175 17	8.350 40T	35.825 35
36T	320	Iris Tucker	CBR	9.475 10T	8.550 32T	8.550 37T	9.175 16	35.750 36T
36T	308	Arianna McGivney	BBG	9.150 22T	9.450 8T	8.750 32	8.400 38T	35.750 36T
36T	314	Kayleigh Whelan	BBG	9.325 15T	8.725 28	9.075 21	8.625 33T	35.750 36T

2018 Vermont State Meet

Meet Results

Mar 17-18, 2018

Page: 3
 Printed: 3/18/2018 10:28:22 PM
 Women / 3 / All Ages
 Session: 5





Rank	Num	Name	Gym					AA
37	317	Pernilla Borgia	CBR	9.025 26	9.300 13T	8.800 30T	8.575 34T	35.700 37
38	368	Willa Coylewright	NLG	9.325 15T	8.800 26T	8.700 33T	8.850 27	35.675 38
39T	346	Emmie Fetzer	GEM	9.300 16T	8.900 23T	8.400 40T	9.025 21T	35.625 39T
39T	395	Lindsey Evans	SGI	9.225 19T	8.425 36	9.050 22T	8.925 25	35.625 39T
39T	385	Evan Hare	SGI	9.150 22T	8.375 38	9.000 24T	9.100 19T	35.625 39T
40	330	Sophie Schafer	CVG	9.175 21T	8.575 31	9.150 18T	8.700 32T	35.600 40
41	342	Jenna Fillion	GEM	9.150 22T	8.825 25	9.150 18T	8.400 38T	35.525 41
42T	363	Saylor Hemond	KGA	9.500 9T	8.100 44T	8.550 37T	9.325 10	35.475 42T
42T	350	Bayleigh Clark	GMG	9.200 20T	8.500 33T	8.900 27	8.875 26T	35.475 42T
43	312	Lilly Vitters	BBG	9.200 20T	8.800 26T	9.000 24T	8.350 40T	35.350 43
44	373	Charlie Sylvestre	NLG	9.175 21T	9.000 22T	7.850 50T	9.300 11T	35.325 44
45	390	Evelyn Thomas	SGI	8.900 30T	8.750 27T	8.450 39	9.200 15T	35.300 45
46T	379	Anna Colby	RGA	9.475 10T	8.250 41T	9.000 24T	8.475 36T	35.200 46T
46T	394	Juliana Gurley	SGI	9.450 11T	8.350 39T	8.700 33T	8.700 32T	35.200 46T
47	392	Elizabeth Molina	SGI	9.450 11T	7.750 48	8.950 26T	9.025 21T	35.175 47
48	388	Jessica Shepard	SGI	9.150 22T	9.050 21T	7.800 51	9.100 19T	35.100 48
49	344	Juliette Pals	GEM	9.400 13T	8.350 39T	8.600 36T	8.725 31T	35.075 49
50	302	Kyler McClelland	BBG	8.975 28	8.900 23T	8.600 36T	8.575 34T	35.050 50
51	374	Casey Wilkinson	NLG	9.300 16T	8.500 33T	8.150 45	8.950 24T	34.900 51
52T	331	Grace Alexander	CVG	9.600 5T	9.000 22T	8.100 46T	8.150 42T	34.850 52T
52T	366	Shayna Rockmore	NLG	9.100 24T	8.300 40	8.300 42	9.150 17	34.850 52T
53	389	Aria Blood	SGI	9.175 21T	7.650 50	9.000 24T	8.950 24T	34.775 53
54	339	Fiona Casey	CVT	9.425 12T	8.000 45	8.100 46T	9.050 20T	34.575 54
55	300	Cameron Lawrence	BBG	9.000 27	8.100 44T	8.875 28	8.475 36T	34.450 55

2018 Vermont State Meet

Meet Results

Mar 17-18, 2018

Page: 4
 Printed: 3/18/2018 10:28:22 PM
 Women / 3 / All Ages
 Session: 5

Rank	Num	Name	Gym					AA
56	371	Claire Kull	NLG	9.200 20T	8.600 30	7.850 50T	8.700 32T	34.350 56
57	332	Marley Fitzgerald	CVG	9.475 10T	8.100 44T	7.700 52	9.050 20T	34.325 57
58T	338	Gracie Gauvin	CVT	9.175 21T	7.725 49	8.625 35	8.750 30T	34.275 58T
58T	307	Hailey Richards	BBG	9.150 22T	8.400 37T	8.350 41	8.375 39	34.275 58T
59	306	Teagan Thurber	BBG	8.750 31T	8.750 27T	8.400 40T	8.275 41	34.175 59
60	387	Chloe Lee	SGI	8.900 30T	7.850 47T	8.650 34T	8.725 31T	34.125 60
61	391	Lydia Cadorette	SGI	9.200 20T	8.500 33T	8.000 48	8.350 40T	34.050 61
62	303	Kadence Moore	BBG	9.100 24T	7.450 52	9.150 18T	8.150 42T	33.850 62
63	396	Emma Chappelle	SGI	9.300 16T	8.500 33T	8.250 44T	7.450 45T	33.500 63
64	310	Kaya Gibson	BBG	8.550 34	7.850 47T	8.100 46T	8.975 23T	33.475 64
65	311	Ella Levy	BBG	9.050 25	8.400 37T	8.275 43	7.675 44	33.400 65
66T	305	Anastasia Papadimitriou	BBG	9.175 21T	7.550 51	8.100 46T	8.500 35	33.325 66T
66T	329	Eden Moen	CVG	9.150 22T	8.225 42	7.500 54	8.450 37	33.325 66T
67	304	Kiya Elliott	BBG	8.600 32	8.350 39T	7.900 49	8.400 38T	33.250 67
68	341	Sophia Cherubini	GEM	8.750 31T	8.475 34	8.525 38	7.450 45T	33.200 68
69	386	Jade Brickey	SGI	8.575 33	8.150 43	8.400 40T	8.000 43	33.125 69
70	322	Olivia Clark	CBR	9.250 18T	8.400 37T	8.050 47	7.400 46	33.100 70
71	334	Charlotte Friend	CVT	9.250 18T	6.250 54	8.650 34T	8.700 32T	32.850 71
72	335	Addison Close	CVT	8.950 29	6.450 53	7.600 53	6.500 47	29.500 72
73	309	Arbel Arama	BBG	— 35	— 55	— 55	— 48	0.000 73