





2016 Green Mountain Invitational

Team Results

Mar 19-20, 2016

Page: 1
 Printed: 3/20/2016 2:44:21 PM
 Women / 6 / All Ages
 Session: 5

Rank	Gym	Team	Score				
1	GMG	*	108.725	27.625 1	26.600 1	26.825 2T	27.675 2
	616	Lauryn Bombardier		9.300	8.900	8.975	9.325
	620	Samantha Devino		9.200		8.900	
	619	Lexie Cody		9.125	8.900		9.200
	618	Jolene Cheung			8.800	8.950	9.150
2	CBR	*	107.075	26.950 4	25.150 3	27.050 1	27.925 1
	638	Natasha Kopeck		9.075	8.550	8.775	9.275
	603	Ella Tashjian		8.950	8.250	8.975	9.250
	601	Lili Zens		8.925	8.350		
	602	McKenna Greene				9.300	9.400
3	NLG	*	106.150	27.575 2	25.850 2	25.300 5	27.425 4
	625	Anna Stafford		9.525	8.900		9.000
	629	Natalie Feyrer		9.100		8.750	
	628	Sydney Nalette		8.950	8.350		9.275
	627	Josephine Goodwin			8.600	8.100	
	623	Anna Thornton				8.450	
	626	Isabella Roebuck					9.150
4	CVT	*	104.900	26.975 3	24.200 4	26.250 4	27.475 3
	615	Zoey DuBois		9.225	7.650	9.150	
	613	Dominique Savard		8.975	8.800	8.550	9.250
	612	MeiMei Dwyer-Frattalone		8.775			
	611	Jenna Krussman			7.750	8.550	9.150
	614	Valentina Di Paolo					9.075
5	ChVG	*	96.650	26.400 5	16.675 6	26.825 3T	26.750 5
	608	Olivia Varricchione		9.050	7.750	8.575	8.950
	607	Sophia Rossi		8.850	8.925	9.250	9.350
	605	Amy Laskarzewski		8.500		9.000	8.450